
0.17%
0.18%
Wjazd
0.41%
0.16%
0.53%
0.02%
0.03%
0.43%
0.45%
1.08%
2771
2871
2971
3011
L=27.20m i=-0.17%
L=29.30m i=-0.18%
L=33.74m i=-0.41%
L=29.43m i=-0.16%
L=26.51m i=-0.53%
L=26.08m i=-0.03%
L=16.07m i=-0.43%
L=44.85m i=-0.45%
L=23.39m i=-1.44%
KRZYWA POZIOMA A=141.42 L=25.00m
ŁUK POZIOMY R=800.00m L=40.52m
KRZYWA POZIOMA A=141.42 L=25.00m
PROSTA L=90.58m
16+100
16+200
16+300
16+340

jedr proj.

MS Projekt - Mariusz Sztybur
Pracownia projektowa, nadzory budowlane
ul. Armii krajowej 5d
09-200 Sierpc

faza

Projekt Budowlany

obiekt

Przebudowa drogi powiatowej nr 5201W relacji Bonisław - Kędzierzyn od km 13+328,96 do km 16+340,00" gm. Gozdowo

dz. nr 36 obręb Łysakowo 0025; dz. nr 170/4, obręb Bonisław 0004,

inwestor

Powiat Sierpc

Starostwo Powiatowe w Sierpcu, ul. Świętokrzyska 2a, 09-200 Sierpc

	imię i nazwisko, nr uprawnień i specjalność	podpis
projekował	inż. Franciszek Rytwiński, upr. projektowe drogowe 148/88	
opracował	mgr inż. Mariusz Sztybur, MAZ/0557/PWOK/11, konstrukcyjno -budowlana bez ograniczeń	

ytuł rys.	Profil podłużny		
branza	Drogowa	D1	nr rys.
skala	1 : 1000	sierpień 2017	data

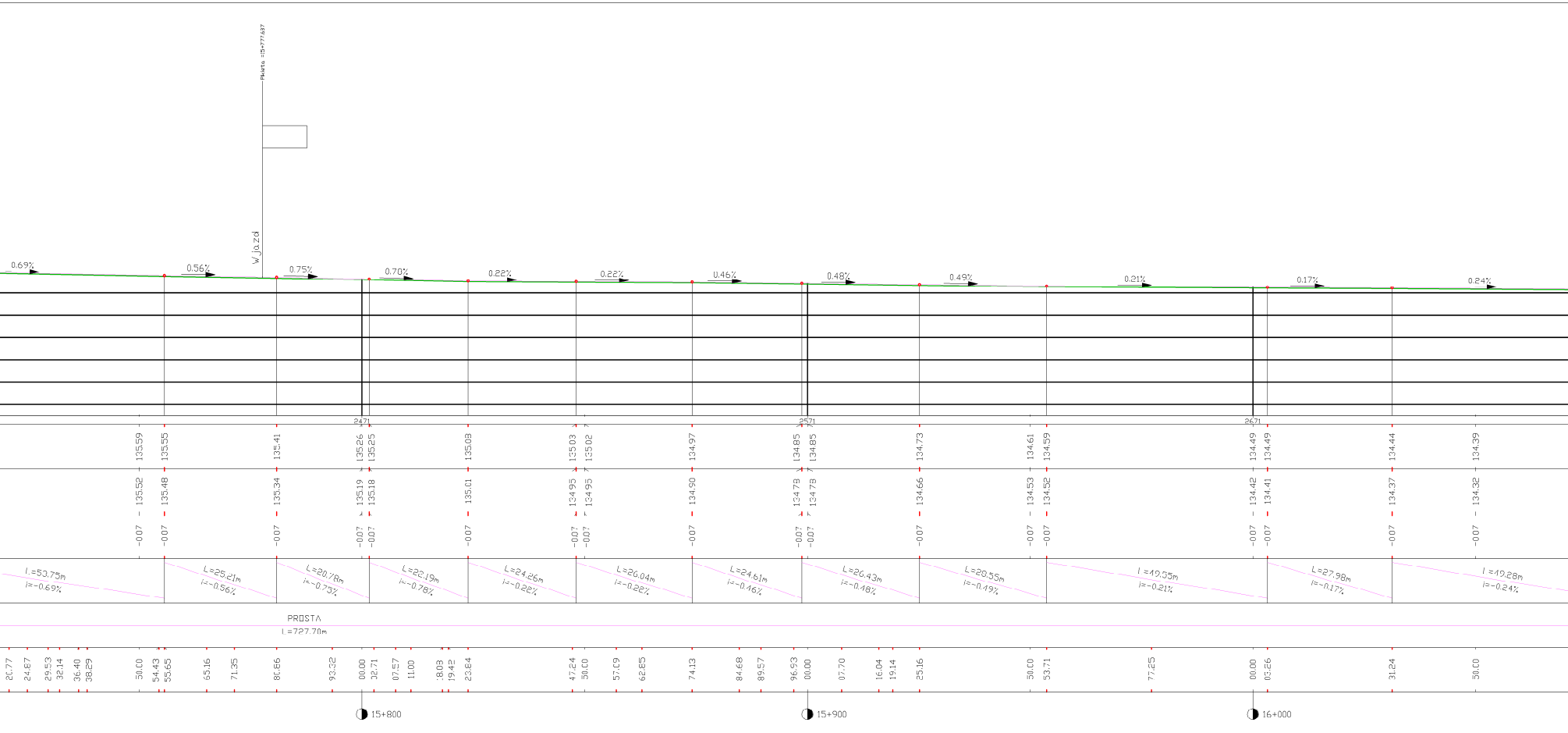
Pikieta =15+777.637
Wjazd
0.69%
0.56%
0.75%
0.70%
0.22%
0.22%
0.46%
0.48%
0.49%
0.21%
0.17%
0.24%
2471
2571
2671
135.59
135.55
135.41
135.26
135.25
135.03
135.03
135.02
134.97
134.85
134.85
134.73
134.61
134.59
134.49
134.49
134.44
134.39
135.52
135.48
135.34
135.19
135.18
135.01
134.95
134.95
134.90
134.79
134.79
134.66
134.53
134.52
134.42
134.41
134.37
134.32
-0.07
L=53.75m
i=-0.69%
L=25.21m
i=-0.56%
L=20.78m
i=-0.75%
L=22.19m
i=-0.78%
L=24.26m
i=-0.22%
L=26.04m
i=-0.22%
L=24.61m
i=-0.46%
L=26.43m
i=-0.48%
L=28.55m
i=-0.49%
L=49.55m
i=-0.21%
L=27.98m
i=-0.17%
L=49.28m
i=-0.24%
PROSTA
L=727.70m
20.77
24.87
29.53
32.14
36.40
38.29
50.00
54.43
55.65
65.16
71.35
80.86
93.32
00.00
02.71
07.57
11.00
18.03
19.42
23.84
47.24
50.00
57.09
62.85
74.13
84.68
89.57
96.93
00.00
07.70
16.04
19.14
25.16
50.00
53.71
77.25
00.00
03.26
31.24
50.00
15+800
15+900
16+000


Pikieta =15+47.025
Pikieta =15+544.351
Pikieta =15+59.259
Pikieta =15+606.098
Pikieta =15+672.712
Pikieta =15+676.639
Wjazd
Wjazd
Wjazd
Wjazd
Wjazd
0.30%
0.04%
0.04%
0.58%
0.60%
0.00%
1.19%
0.96%
0.49%
0.51%
0.59%
1.10%
0.78%
2071
2171
2271
2371
138.03
138.16
138.16
138.17
138.18
138.11
138.05
137.91
137.91
137.91
137.59
137.24
137.05
136.97
136.86
136.76
136.75
136.55
136.40
136.14
135.93
135.92
138.01
138.09
138.09
138.10
138.11
138.04
137.98
137.84
137.84
137.84
137.52
137.17
136.97
136.90
136.79
136.69
136.68
136.48
136.33
136.07
135.86
135.85
-0.07
L=24.41m i=0.30%
L=24.01m i=0.04%
L=23.52m i=0.04%
L=21.92m i=-0.58%
L=23.72m i=-0.60%
L=30.81m i=0.00%
L=56.42m i=-1.19%
L=20.12m i=-0.96%
L=21.39m i=-0.49%
L=22.88m i=-0.51%
L=34.07m i=-0.59%
L=37.39m i=-1.10%
L=20.05m i=-0.78%
40.36
50.00
63.62
88.30
88.80
89.14
89.14
89.20
00.00
11.05
23.20
34.32
34.59
36.77
48.41
50.00
54.27
59.18
61.87
76.59
82.02
85.85
00.00
04.08
06.39
15.64
24.60
24.86
30.00
50.00
58.12
58.52
61.96
92.42
00.00
02.33
02.40
31.67
34.44
36.46
38.15
50.00
57.68
65.35
65.79
67.46
73.85
82.23
85.85
86.38
87.02
91.97
00.00
11.83
15+400
15+500
15+600
15+700


0.93%
0.99%
1.02%
1.00%
0.91%
0.94%
0.82%
0.84%
0.56%
0.58%
0.31%
0.46%
0.43%
1671
1771
1871
1971
135.44
135.66
135.70
135.91
136.18
136.20
136.66
136.70
136.89
137.13
137.16
137.31
137.51
137.55
137.64
137.79
137.83
137.90
138.02
138.04
135.37
135.59
135.62
135.84
136.11
136.13
136.59
136.63
136.81
137.06
137.09
137.24
137.44
137.48
137.57
137.72
137.74
137.79
137.91
137.95
-0.07
-0.07
-0.07
-0.07
-0.07
-0.07
-0.07
-0.07
-0.07
-0.07
-0.07
-0.07
-0.07
-0.07
-0.07
-0.07
-0.08
-0.10
-0.10
-0.09
L=23.59m i=0.93%
L=24.78m i=0.99%
L=26.35m i=1.02%
L=40.24m i=1.00%
L=24.47m i=0.91%
L=26.02m i=0.94%
L=21.96m i=0.82%
L=23.79m i=0.84%
L=23.41m i=0.56%
L=25.46m i=0.58%
L=24.55m i=0.44%
L=26.42m i=0.46%
L=23.04m i=0.29%
PROSTA
L=473.28m
97.19
00.00
01.65
47.67
47.84
47.84
47.90
50.00
71.28
96.08
96.61
96.67
97.45
00.00
33.56
45.82
46.40
50.00
92.65
00.00
15.74
40.89
40.90
41.20
50.00
88.96
00.00
15+000
15+100
15+200
15+300

Wykres profili - Os drogi

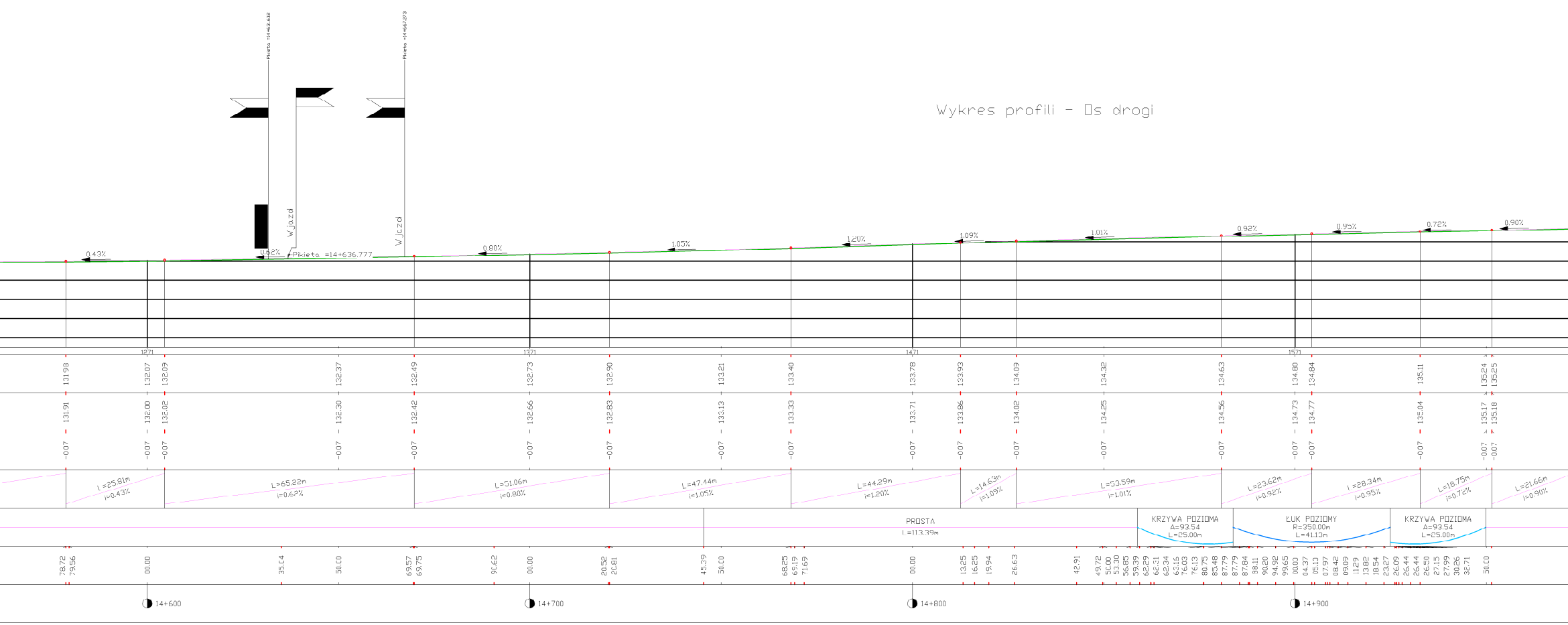
Pikieta =14+63.632
Pikieta =14+667.273
Wjazd
Wjazd
Pikieta =14+636.777
0.43%
0.62%
0.80%
1.05%
1.20%
1.09%
1.01%
0.92%
0.95%
0.72%
0.90%
1271
1371
1471
1571
131.98
132.07
132.09
132.37
132.49
132.73
132.90
133.21
133.40
133.78
133.93
134.09
134.32
134.63
134.80
134.84
135.11
135.24
135.25
131.91
132.00
132.02
132.30
132.42
132.66
132.83
133.13
133.33
133.71
133.86
134.02
134.25
134.56
134.73
134.77
135.04
135.17
135.18
-007
L=25.81m
i=0.43%
L=65.22m
i=0.62%
L=51.06m
i=0.80%
L=47.44m
i=1.05%
L=44.29m
i=1.20%
L=14.63m
i=1.09%
L=53.59m
i=1.01%
L=23.62m
i=0.92%
L=28.34m
i=0.95%
L=18.75m
i=0.72%
L=21.66m
i=0.90%
PROSTA
L=113.39m
KRZYWA POZIOMA
A=93.54
L=25.00m
ŁUK POZIOMY
R=350.00m
L=41.13m
KRZYWA POZIOMA
A=93.54
L=25.00m
78.72
79.56
00.00
35.04
50.00
69.57
69.75
96.62
00.00
20.52
20.81
45.39
50.00
68.25
69.19
71.69
00.00
13.25
16.25
19.94
26.63
42.91
49.72
50.00
53.30
56.85
59.39
62.29
62.31
62.34
63.15
76.03
76.13
80.75
85.48
87.79
87.79
87.84
88.11
90.20
94.92
99.65
00.00
04.37
05.10
07.97
08.42
09.09
11.29
13.82
18.54
23.27
26.09
26.44
26.44
26.50
27.15
27.99
30.26
32.71
50.00
14+600
14+700
14+800
14+900

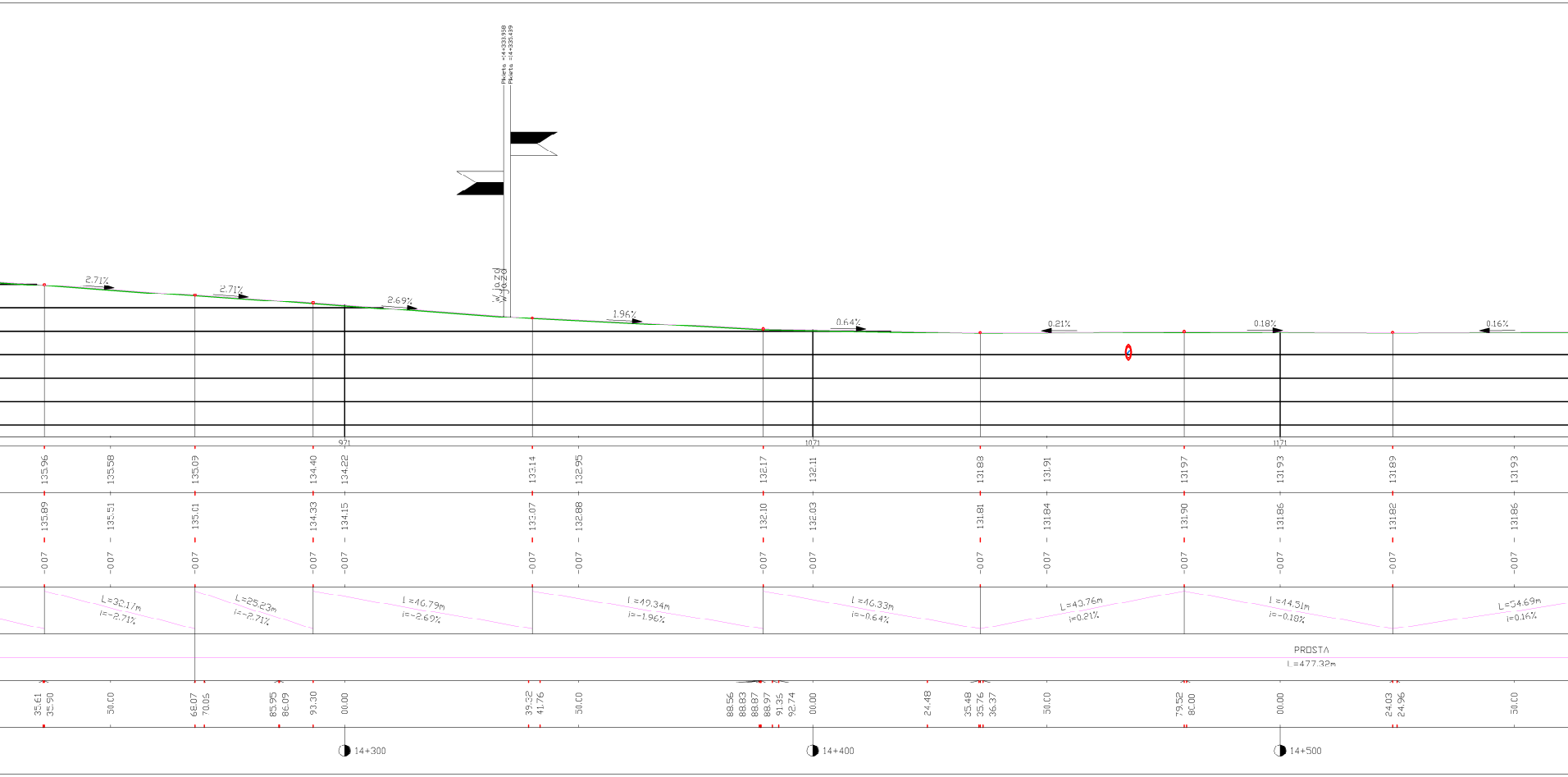
Pikieta =14+333.958
Pikieta =14+335.439
Wjazd
Wjazd
2.71%
2.71%
2.69%
1.96%
0.64%
0.21%
0.18%
0.16%
971
1071
1171
135.96
135.58
135.09
134.40
134.22
133.14
132.95
132.17
132.11
131.83
131.91
131.97
131.93
131.89
131.93
135.89
135.51
135.01
134.33
134.15
133.07
132.88
132.10
132.03
131.81
131.84
131.90
131.86
131.82
131.86
-0.07
L=32.17m
i=-2.71%
L=25.23m
i=-2.71%
L=46.79m
i=-2.69%
L=49.34m
i=-1.96%
L=46.33m
i=-0.64%
L=43.76m
i=0.21%
L=44.51m
i=-0.18%
L=54.69m
i=0.16%
PROSTA
L=477.32m
35.61
35.50
50.00
68.07
70.05
85.95
86.09
93.30
00.00
39.32
41.76
50.00
88.56
88.83
88.87
88.97
91.35
92.74
00.00
24.48
35.48
35.76
36.37
50.00
79.52
80.00
00.00
24.03
24.96
50.00
14+300
14+400
14+500



14+200
14+100
14+000
13+900
PROSTA
L=208.46m
L=37.74m i=-2.46%
L=34.72m i=-2.97%
L=50.31m i=-2.55%
L=43.03m i=-1.89%
L=7.48m i=-1.02%
L=47.35m i=-0.97%
L=43.93m i=0.00%
L=51.52m i=-0.15%
L=79.26m i=0.08%
2.46%
2.97%
2.55%
1.89%
1.02%
0.97%
0.00%
0.15%
0.08%
Pikieta =14+165.290
Pikieta =14+163.127
WJAZD
Pikieta =13+963.892
WJAZD
136.84 136.77 -0.07 00.00
136.89 136.82 -0.07 96.31 96.15
137.92 137.85 -0.07 63.51 63.43
138.26 138.19 -0.07 50.00
139.28 139.21 -0.07 10.33 10.12
139.47 139.40 -0.07 00.00
140.09 140.02 -0.07 67.09 66.68
140.17 140.09 -0.07 59.61
140.25 140.19 -0.07 50.00
140.63 140.56 -0.07 13.47 12.27
140.63 140.56 -0.07 00.00
140.63 140.56 -0.07 69.48 68.34
140.65 140.58 -0.07 50.00
140.71 140.63 -0.07 16.83 15.85
140.69 140.62 -0.07 00.00
171
171
141
131

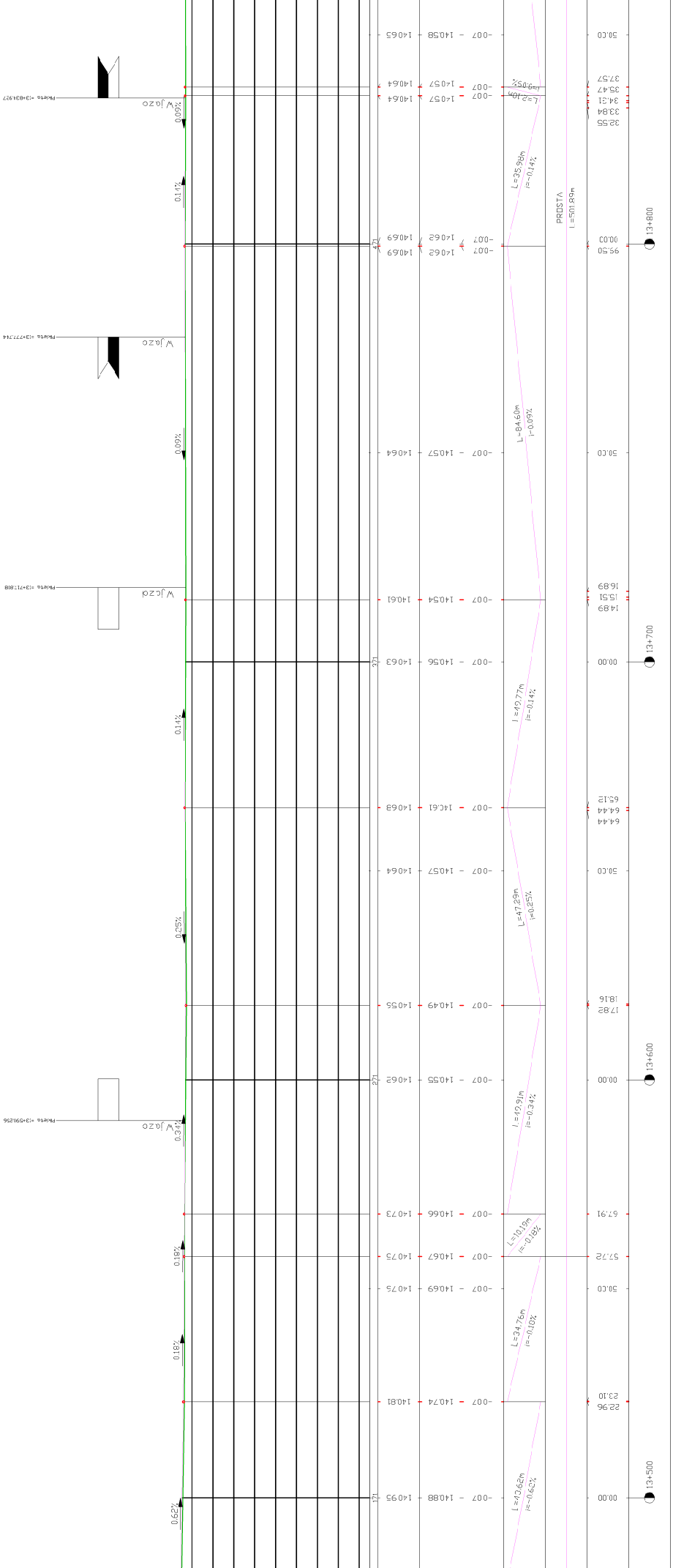
13+500
13+600
13+700
13+800
PROSTA
L=501.89m
Pikieta =13+834.927
Pikieta =13+777.714
Pikieta =13+717.808
Pikieta =13+590.256
Wjazd
Wjazd
Wjazd
Wjazd
L=2.10m
i=-9.05%
L=35.98m
i=-0.14%
L=84.60m
i=0.09%
L=49.77m
i=-0.14%
L=47.29m
i=0.25%
L=49.91m
i=-0.34%
L=10.19m
i=-0.18%
L=34.76m
i=-0.10%
L=43.62m
i=-0.62%
0.09%
0.14%
0.09%
0.14%
0.25%
0.34%
0.18%
0.18%
0.62%
471
371
271
171


1.23%
0.30%
1.27%
0.26%
142
140
138
136
134
132
130
128
126
124
POZIOM ODNIESIENIA 123
0
71

Rzędne niwelety	141.93	141.91	141.87	141.75	141.63	141.20	141.16	141.08
Rzędne istniejące	141.94	141.84	141.80	141.68	141.56	141.13	141.03	141.01
Różnice rzędnych	0.31	-0.07	-0.07	-0.07	-0.07	-0.07	-0.07	-0.07
Schemat spadków	L=6.47m i=-0.24%	L=53.08m i=-0.30%		L=43.42m i=-1.27%		L=45.42m i=-0.26%		
Elementy trasy	PROSTA L=228.76m							
Odległości	28.96 97.11 91.95 39.63 37.42	37.43 37.49 37.54	50.00	90.51	00.00	33.93	50.00	79.35
Kilometraż	◑ 13+329				◑ 13+400			